

J.P. Morgan Access®

The User Guide for Physical Cash Concentration and Intercompany Loans

**Learn how to view and manage balance and transaction
details for all your Liquidity Physical Cash
Concentration and Intercompany Loans activity**

Last Modified: July 11, 2023

©2023 JPMorgan Chase & Co. Member FDIC. All rights reserved. The statements herein are confidential and proprietary and not intended to be legally binding. Not all products and services are available in all geographical areas. Visit jpmorgan.com/paymentsdisclosure for further disclosures and disclaimers related to this content.

This guide is confidential and proprietary to J.P. Morgan and is provided for your general information only. It is subject to change without notice and is not intended to be legally binding. All services described in this guide are subject to applicable laws and regulations and service terms. Not all products and services are available in all locations. Eligibility for particular products and services will be determined by JPMorgan Chase Bank, N.A. or its affiliates.

J.P. Morgan makes no representation as to the legal, regulatory or tax implications of the matters referred to in this guide.

Any third-party trademarks are the intellectual property of their respective owners and any mention herein is for referential purposes only.

J.P. Morgan is a marketing name for the Payments businesses of JPMorgan Chase Bank, N.A., member FDIC, and its affiliates worldwide. JPMorgan Chase Bank, N.A., organized under the laws of U.S.A. with limited liability.

Contents

Manage Liquidity Structures Overview	4
Navigate to Liquidity Structures.....	4
Navigate via the Liquidity Dashboard.....	4
Navigate via Structures on the Liquidity menu.....	5
View physical cash concentration balances	6
View a physical cash concentration structure diagram	8
View Physical Cash Concentration sweep details.....	12
Manage Intercompany Loan tasks	15
Display a diagram of your Intercompany Loans	17
Display details of intercompany loans and related accounts.....	22
Amend an Intercompany Loan	24
Amend Intercompany Loans from the Diagrammatic view	25
Complete a transaction to amend an intercompany loan	27
Manage intercompany loan price-points	29
View and amend intercompany loan interest price-points	30
Modify a pending price-point amendment.....	35
Approval for an intercompany loan price-point.....	39
Manage Tax Code	40
View and amend a tax code	40
Modify a pending tax code.....	44
Approve a tax code amendment	47

Manage Liquidity Structures Overview

Quickly review balance and transaction details for all your Liquidity account structures—such as Physical Cash Concentration and Intercompany Loans accounts.

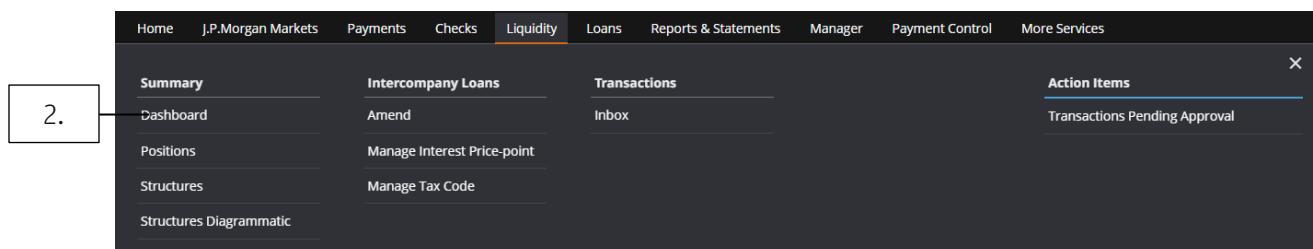
View helpful diagrams to get an overview of how your Liquidity Structures products connect to multiple related accounts.

For information on Notional Pooling and Global Liquidity Management Accounts (GLMA), refer to the Access Help Center.

Navigate to Liquidity Structures

Display your Liquidity Structures' balances and account details from one of two convenient locations—your Liquidity Dashboard or Structures on the Liquidity menu.

Navigate via the Liquidity Dashboard



1. [Click Liquidity in Access.](#)
2. [Select Dashboard under Summary.](#)

Liquidity Dashboard Equivalent Currency in: USD

Legal Entity View (USD) [View All Entities >](#)

Legal Entity	Prior Day	Current Day	Future
All Entities	1,721,057,249.39	1,526,724,204.58	651,749.26

Product View (USD) [View All Products >](#)

Cash

Product	Prior Day	Current Day	Floater
DDA	1,232,971,921.42	1,442,054,233.13	0.00
Liquidity Management Account	82,184,151.37	82,184,193.14	0.00
NOW	600.92	600.92	0.00
Third Party Cash Account	2,485,177.40	2,485,177.40	0.00

Investment

Product	Prior Day	Current Day	Future Maturing
J.P. Morgan Asset Management Money Market Funds	1,800,270.56	--	326,497.62
JPM International Banking Facility	373,523,823.00	--	--
JPM Time Deposits	28,091,304.71	--	325,251.64

Currency View (USD) [View All Currencies >](#)

ARS	AUD	BHD	BRL
Current Day	86,736,767.57	Current Day	23,438.19
Prior Day (22,934.57)	Prior Day (86,736,767.57)	Prior Day	Prior Day (23,438.19)
Future (0.00)	Future (0.00)	Future	Future (0.00)

Liquidity Structures

- Notional Pooling [View All >](#)
- Pooling Product | Count
 - Single Currency Pool | 4
 - Multi Currency Pool | 16
- Physical Cash Concentration [View All >](#)
- Sweep Type | Count
 - In Country | 410
 - Cross Border | 202
 - Multi Bank | 68
 - Investment | 7
- Intercompany Loans [View All >](#)
- Loan Type | Count
 - Revolving Loan | 437
 - Fixed Term Loan | 18
 - Dynamic Sequencing | 122
- Group Liquidity Management Account [View All >](#)
- Group Name | Accounts
 - LARAMINE BROTHERS LLC | 000

Last Refreshed: 20Jan-2021 04:09 PM

3. In the Liquidity Structures section—click View All to display a list for any product listed.

Navigate via Structures on the Liquidity menu

Home | J.P.Morgan Markets | Payments | Checks | **Liquidity** | Loans | Reports & Statements | Manager | Payment Control | More Services

- Summary**
 - Dashboard
 - Positions
 - Structures**
 - Structures Diagrammatic
- Intercompany Loans**
 - Amend
 - Manage Interest Price-point
 - Manage Tax Code
- Transactions**
 - Inbox
- Action Items**
 - Transactions Pending Approval

1. Click Liquidity.

2. Select Structures under Summary.

Liquidity Structures - Physical Cash Concentration

Balance | Diagrammatic | Details

Normal Standards Bank | 2bbb67891 | GBP

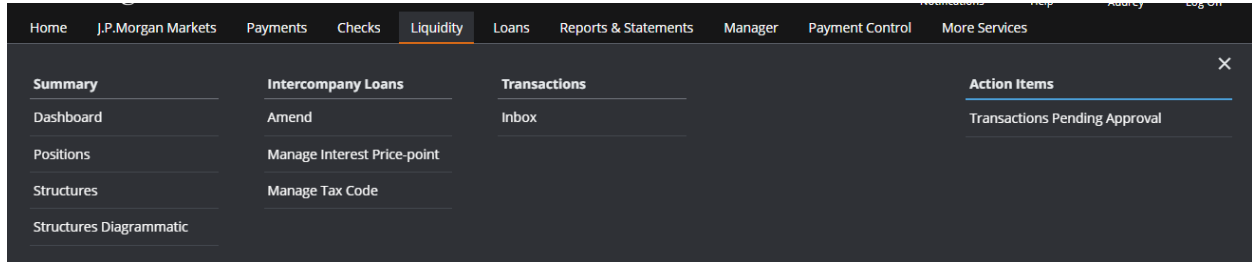
Legal Entity	Structure Equivalent Currency	Structure Current Day Balance (Equivalent Currency)	Structure Prior Day Balance (Equivalent Currency)
Normal Standards Bank	USD	--	--

Participant Account Number	Master Account Number	Participant Account Name	Participant Account Country	Local Currency	Equivalent Currency Rate	Current Day Balance (Local Currency)	Prior Day Balance (Local Currency)	Current Day Balance (Equivalent Currency)	Prior Day Balance (Equivalent Currency)
4bbb89123	8bbb34567	LARAMINE BROTHERS LLC	UNITED KINGDOM	GBP	0.79333 GBP per USD	(17.74)	(17.82)	(23.36)	(22.4)
Non-Entitled Accounts (1)									

La Banque Jeune | 6bbb12345 | GBP


View physical cash concentration balances

Get a quick view of the physical cash concentration—for your single location, cross-border and multi-bank dependent account structures.

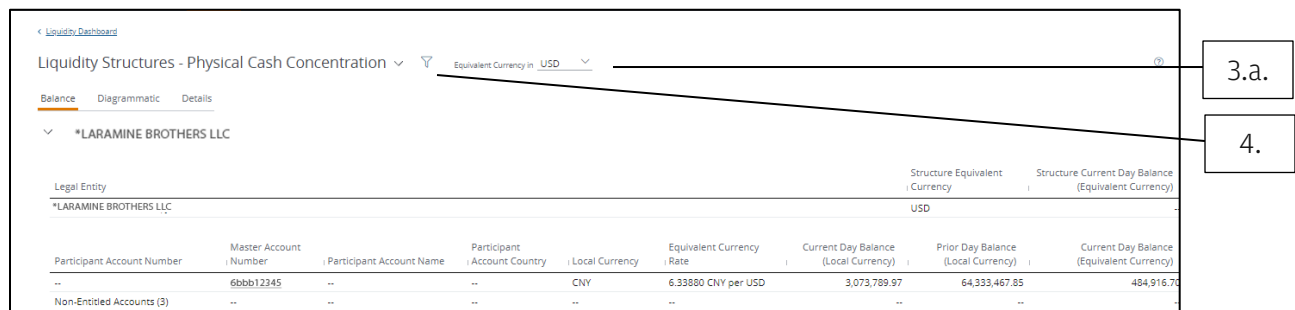


1. Click Liquidity.

2. Select Structures under Summary.



3. Click the Liquidity Structures product dropdown arrow—then click Physical Cash Concentration.

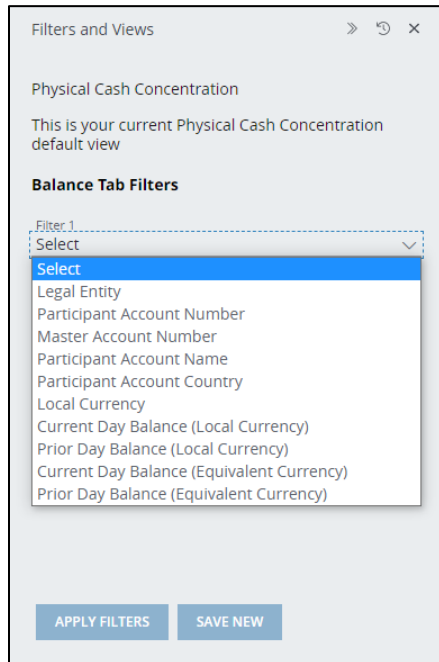


View information on your participant accounts and master accounts, including the following details:

- Local Currency—Currency of the participant account.
- Equivalent Currency Rate—Foreign exchange rate used to convert the local currency balance into the current day balance.
- Structure Current Day and Prior Day Balances—The sum of all account balances that participate in the cash concentration hierarchy.

a. Change single-currency pool balances to another currency from the Equivalent Currency dropdown.

4. To find more physical cash concentration account information, click the Filter icon.



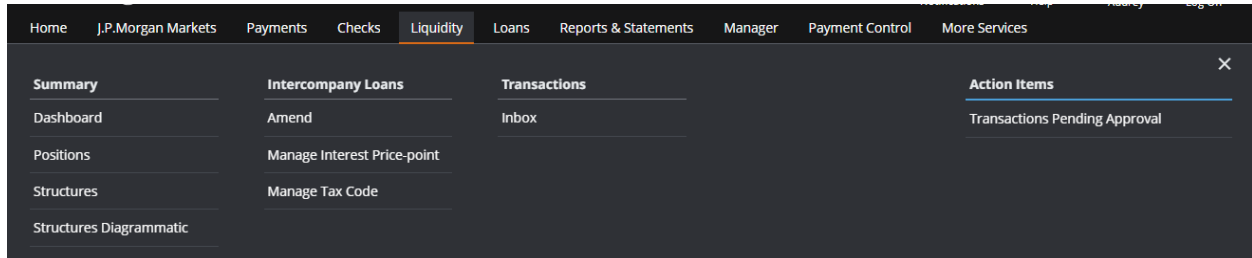
- Click the Filter 1 dropdown arrow and select a filter category.
- Click the Filter 2 dropdown arrow and select an additional filter.
 - a. Click **Apply Filters**—to begin the search immediately.
 - b. To apply the custom filter for future use, click **Save New**.
 - Enter a View Name.
 - Click **Save**.

5. Select a master account number or participant account number to view more details.

View a physical cash concentration structure diagram

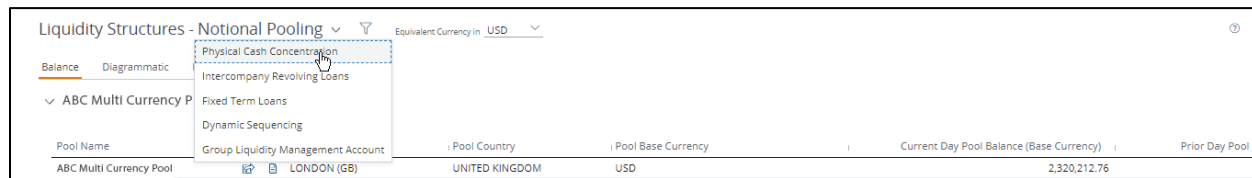
Get a quick overview of your physical cash concentration structures—including revolving loans—in a diagram.

View all account balances, if entitled.

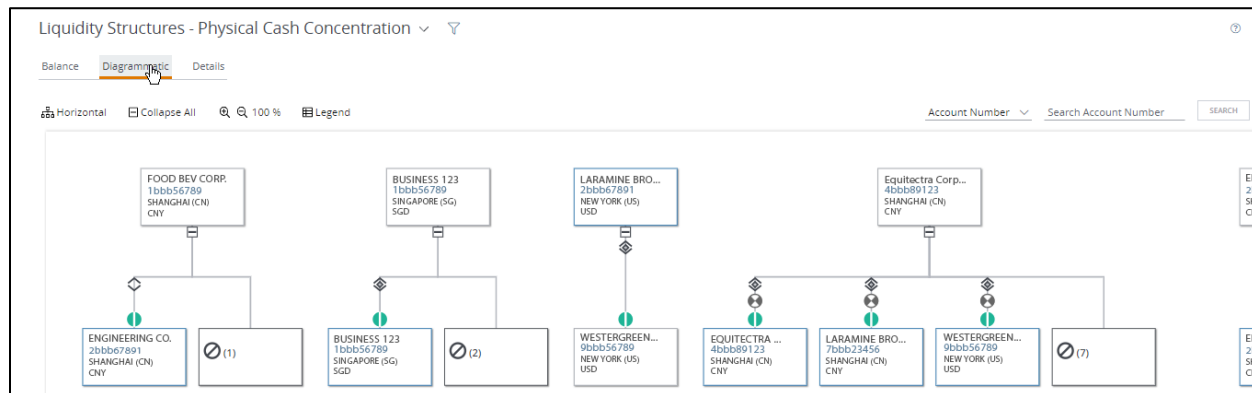


1. Click Liquidity.

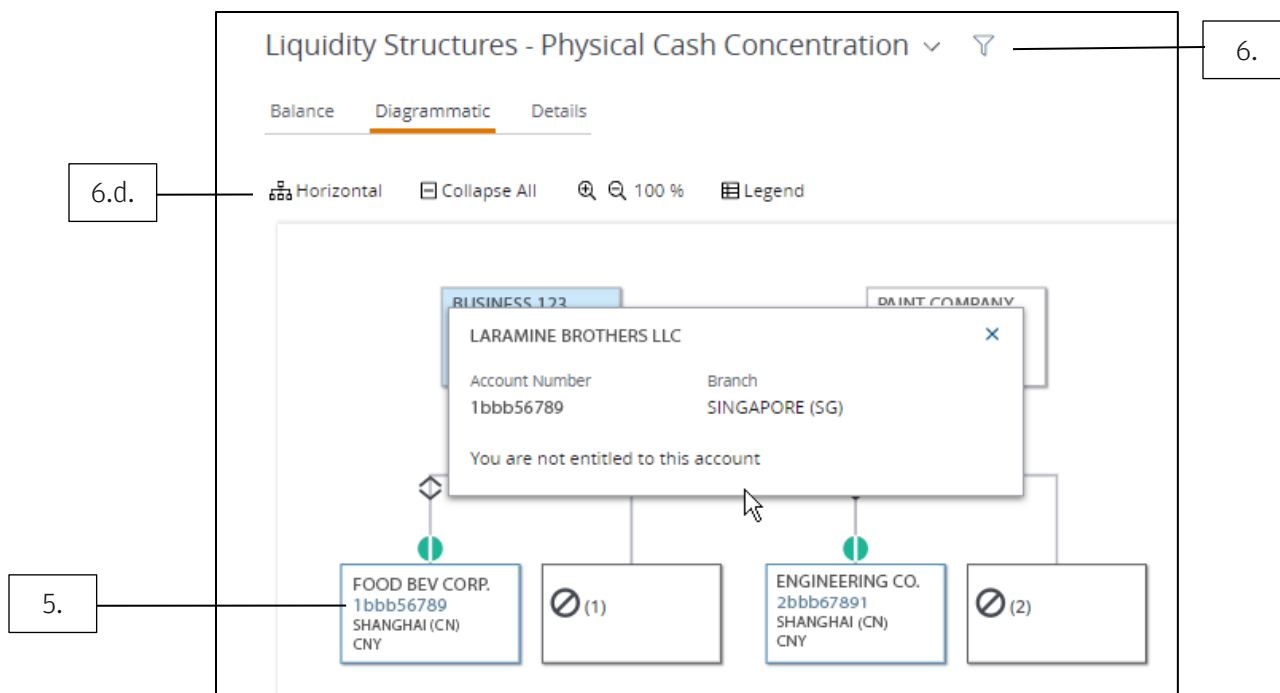
2. Select Structures under Summary.



3. Click the Liquidity Structures product dropdown arrow—then click Physical Cash Concentration.



4. Click Diagrammatic.





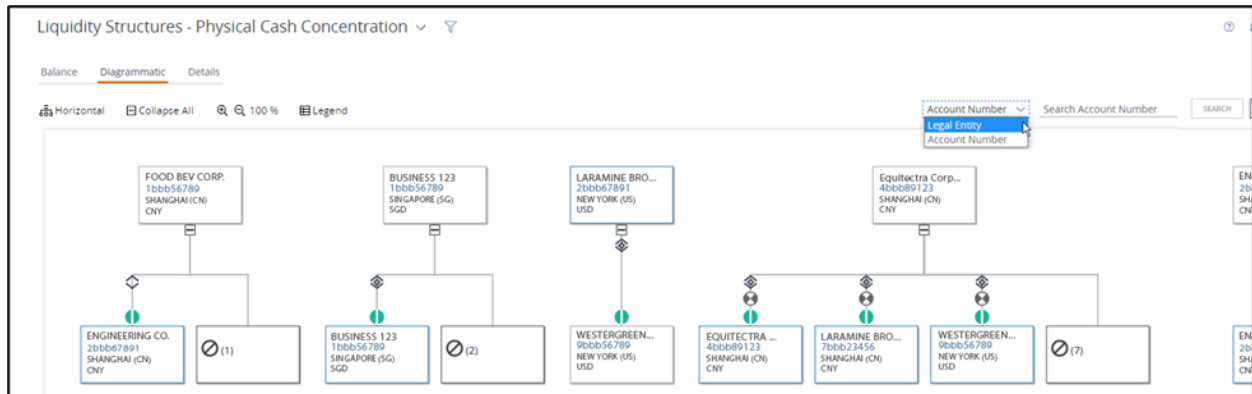
5. Click an account number to see more details of the structure.

6. To find more physical cash concentration information, click the Filter icon.

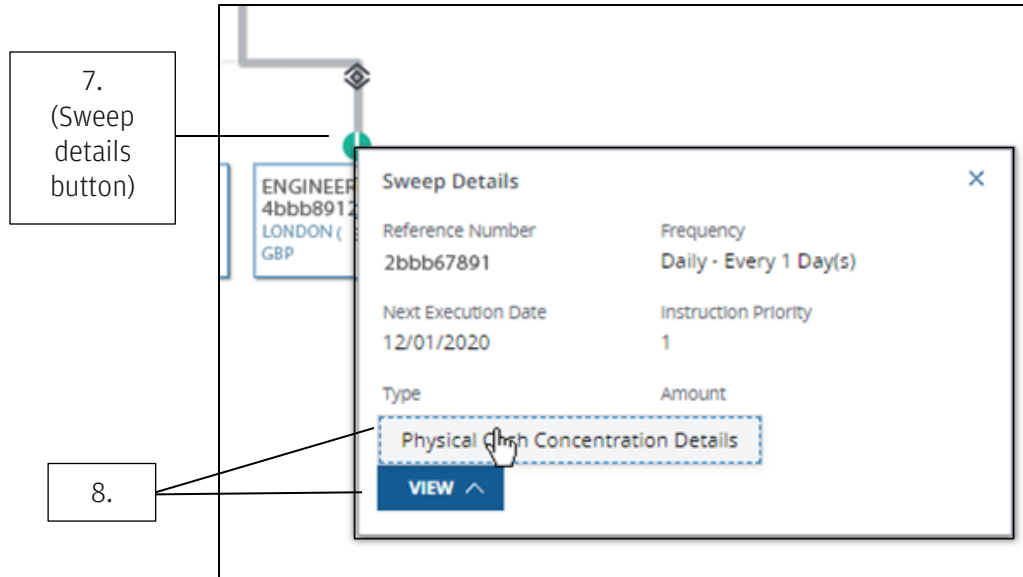
- a. Click any of the dropdown arrows in the Diagrammatic Tab Filters section—then select your options.
- b. Click **Apply Filters**—to begin the search immediately.
- c. To apply the custom filter for future use, click **Save New**.
 - Enter a View Name.
 - Click **Save**.
- d. Use these tools to easily navigate around a diagram:

To	Use this tool
Reposition or zoom	Place and hold the cursor over the diagram—then click and drag the cursor to zoom in on and/or reposition.
Change your view to a vertical display	Horizontal
Condense the diagram	Collapse All
Enlarge or shrink a diagram	100 %

To	Use this tool
Minimize/Maximize a structure	 <p>Click the minus (-) sign to minimize. Click the plus (+) sign to maximize.</p>
Display a description of screen icons	 Legend

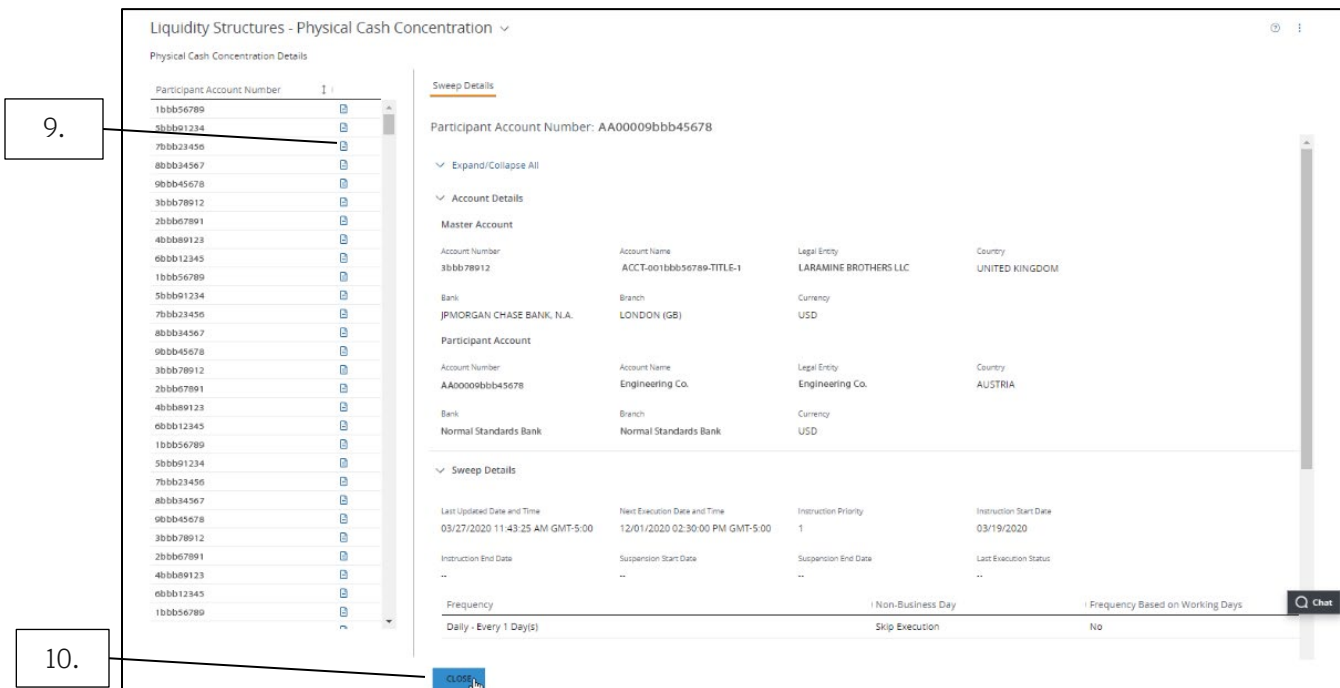


- e. Search by legal entity or by account number.
- To search by legal entity:
 - Click the dropdown arrow in the search field and click **Legal Entity**—then enter a name in the Search Legal Entity field.
 - Click **Search**.
 - To search by account number:
 - Click the dropdown arrow in the search field and click **Account Number**—then enter a name in the Search Account Number field.
 - Click **Search**.



7. Click the physical cash concentration’s sweep details button.

8. Click View—then click Physical Cash Concentration Details.

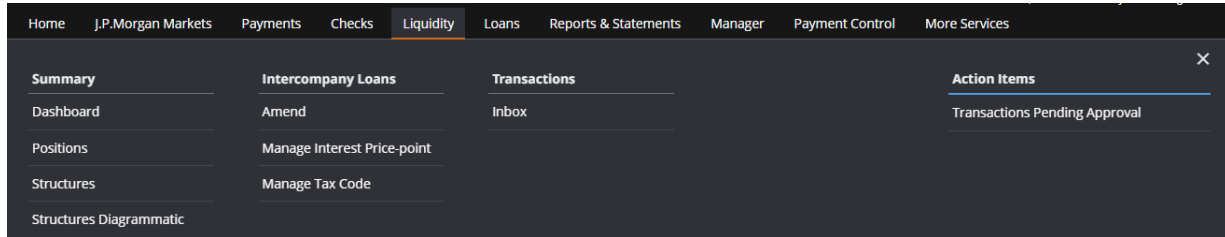


9. To view more sweep details on an account—click its View Details icon.

10. Click Close.


View Physical Cash Concentration sweep details

Quickly display more details about your physical cash concentration sweep details. View your information on the Liquidity menu— from Structures or the Liquidity Dashboard.



1. Click Liquidity.

2. Select Structures under Summary.



3. Click the Liquidity Structures product dropdown arrow in the header—then click Physical Cash Concentration.

You can also navigate from the Dashboard on the Liquidity menu.

- Click **Liquidity**.
- Select **Dashboard** under Summary.
- Click **View All** for Physical Cash Concentration in the Liquidity Structures section.

4. Click Details.

Details that display include:

- Participant Account Number, Legal Entity, Name.
- Master Account Number, Legal Entity, Name.
- Sweep Type.
- Frequency.
- Instruction Priority, Last Updated Date and Time.
- Next Execution Date and Time/Last Execution Date and Time.

- Instruction Status.
- Last Execution Status.
- Reference Number.

The screenshot shows a web interface with the following elements:

- Header: < Liquidity Dashboard
- Section: Liquidity Structures - Physical Cash Concentration
- Tabs: Balance, Diagrammatic, Details (selected)
- Table:

Participant Account Number	↑ ↓	Master Account Number
2bbb67891	📄	8bbb34567
2bbb67891	📄	3bbb78912
5bbb91234	📄	4bbb89123
8bbb34567	📄	1bbb56789

Callout box 5 points to the Master Account Number '8bbb34567'. Callout box 6 points to the 'View Details' icon (📄) for the participant account '8bbb34567'.

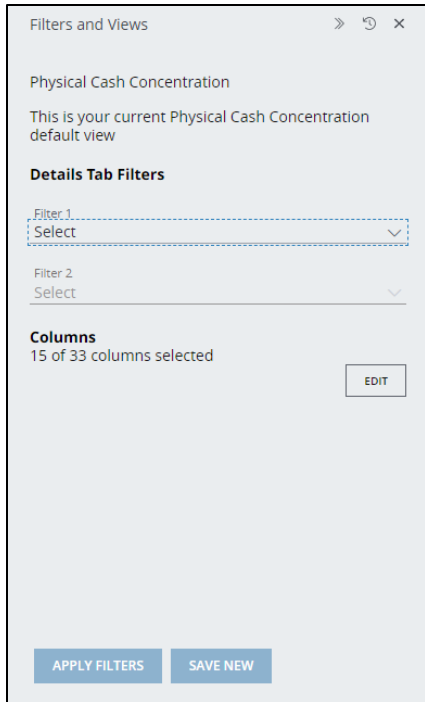
5. To view more balance details—select a participant account number or master account number.

6. To view more sweep details on a participant account—click its View Details icon.

7. To create a report of the sweep details screen—click the Generate Report icon.

- Click the Report Name dropdown arrow and select a name.
- Click the Report Format dropdown arrow—then select Adobe® PDF, Excel® or CSV format.
- Click From and To calendar icons in the Date Range section to specify report dates.
- Click Run.

8. To find more physical cash concentration information—click the Filter icon.



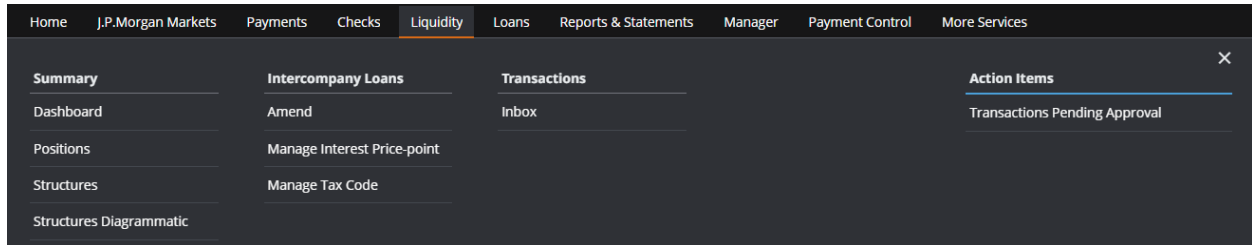
- Click the Filter 1 dropdown arrow and select a filter category.
- Click the Filter 2 dropdown arrow—then select an additional filter.
 - a. Click **Edit** to filter specific columns—such as the participant account number column and master account number column.
 - b. Click **Apply Filters**—to begin the search immediately.
 - c. To apply the custom filter for future use—click **Save New**.
 - Enter a View Name.
 - Click **Save**.

9. Click Close.

Manage Intercompany Loan tasks

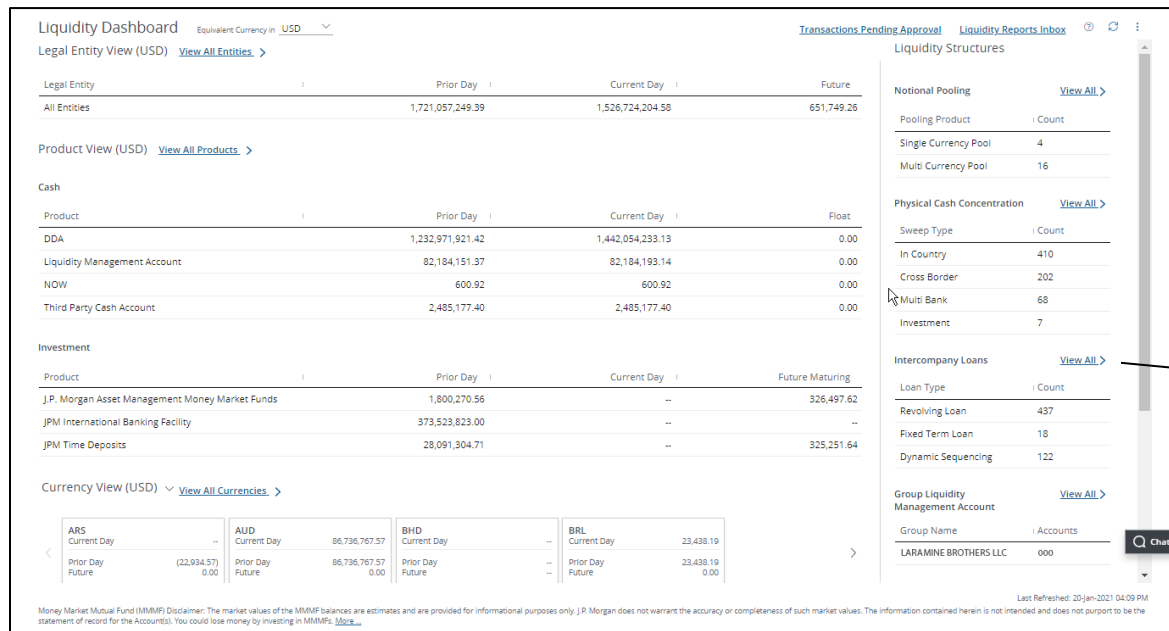
Use Access tools to better manage lending and borrowing between participating and master Accounts. Quickly display an intercompany loan positions overview. Plus, easily amend interest rate price-points and other loan details, generate reports and handle other tasks.

View intercompany loan information on the Liquidity menu—from either the Liquidity Dashboard or Structures.



1. Click Liquidity.

2. Select Dashboard under Summary.

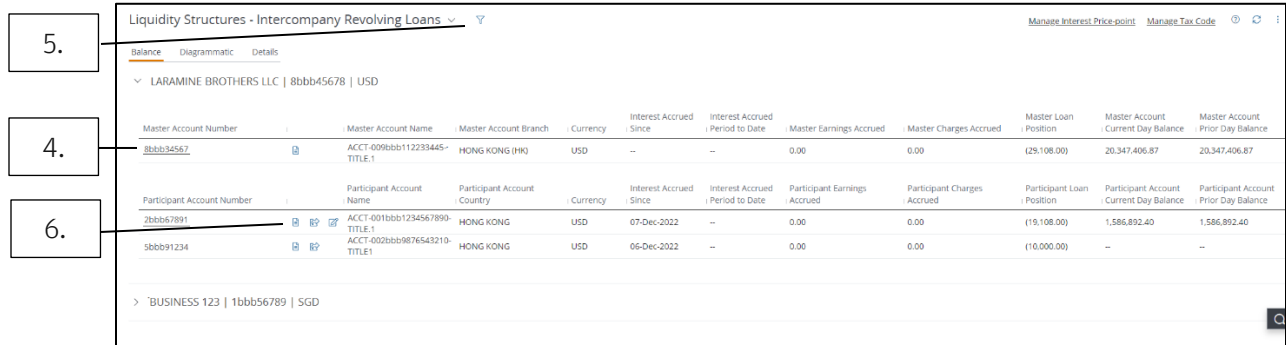


3. Click View All for intercompany loans in the Liquidity Structures section.

You can also navigate from the Dashboard on the Liquidity menu.

- Click Liquidity.
- Click Structures under Summary.

- Click the Liquidity Structures product dropdown arrow in the header—then click **Intercompany Revolving Loans**.

5. 

Liquidity Structures - Intercompany Revolving Loans														
Balance			Diagrammatic			Details			Manage Interest Price-point			Manage Tax Code		
LARAMINE BROTHERS LLC 8bbb45678 USD														
Master Account Number	Master Account Name	Master Account Branch	Currency	Interest Accrued Since	Interest Accrued Period to Date	Master Earnings Accrued	Master Charges Accrued	Master Loan Position	Master Account Current Day Balance	Master Account Prior Day Balance				
8bbb34567	ACCT-009bbb112233445-TITLE1	HONG KONG (HK)	USD	--	--	0.00	0.00	(29,108.00)	20,347,406.87	20,347,406.87				
Participant Account Number	Participant Account Name	Participant Account Country	Currency	Interest Accrued Since	Interest Accrued Period to Date	Participant Earnings Accrued	Participant Charges Accrued	Participant Loan Position	Participant Account Current Day Balance	Participant Account Prior Day Balance				
2bbb57891	ACCT-001bbb1234567890-TITLE1	HONG KONG	USD	07-Dec-2022	--	0.00	0.00	(19,108.00)	1,586,892.40	1,586,892.40				
8bbb91234	ACCT-002bbb9876543210-TITLE1	HONG KONG	USD	05-Dec-2022	--	0.00	0.00	(10,000.00)	--	--				
> BUSINESS 123 1bbb56789 SGD														

4. Click an account number to display more details of the account.

5. To find more intercompany loan information, click the Filter icon.

- Click the Filter 1 dropdown arrow and select a filter category.
 - Click the Filter 2 dropdown arrow—then select an additional filter.
- Click **Edit** to filter specific columns—such as the participant account number column and master account number column.
 - Click **Apply Filters**—to begin the search immediately.
 - To apply the custom filter for future use—click **Save New**.
 - Enter a View Name.
 - Click **Save**.

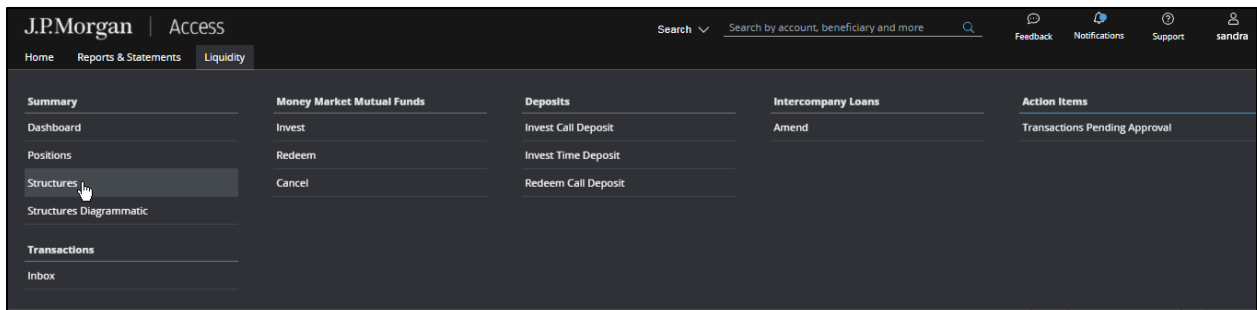
6. To view sweep details on a participant or master account—click its View Details icon.

7. Click Close.

Display a diagram of your Intercompany Loans

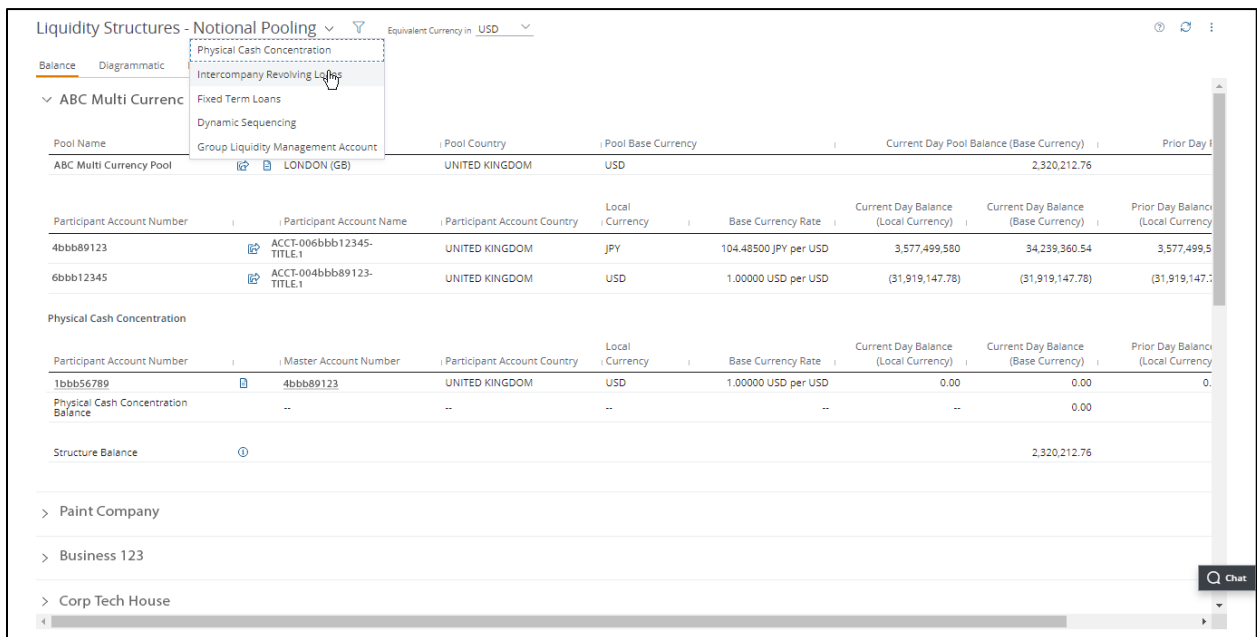
Get a diagram view of your Intercompany Loans and their connection with master accounts and participant accounts. Participant accounts and their balances will display if you're entitled to the master account.

View a diagram of intercompany loans on the Liquidity menu—from Structures or the Liquidity Dashboard.



1. Click Liquidity.

2. Click Structures under Summary.



3. Click the Liquidity Structures product dropdown arrow—then click Intercompany Revolving Loans.

You can also navigate from the Dashboard on the Liquidity menu.

- Click **Liquidity**.
- Click **Dashboard** under Summary.
- Click **View All** for Intercompany Loans in the Liquidity Structures section.

Liquidity Structures - Intercompany Revolving Loans

Manage Interest Price Point Manage Tax Code

Balance Diagrammatic Details

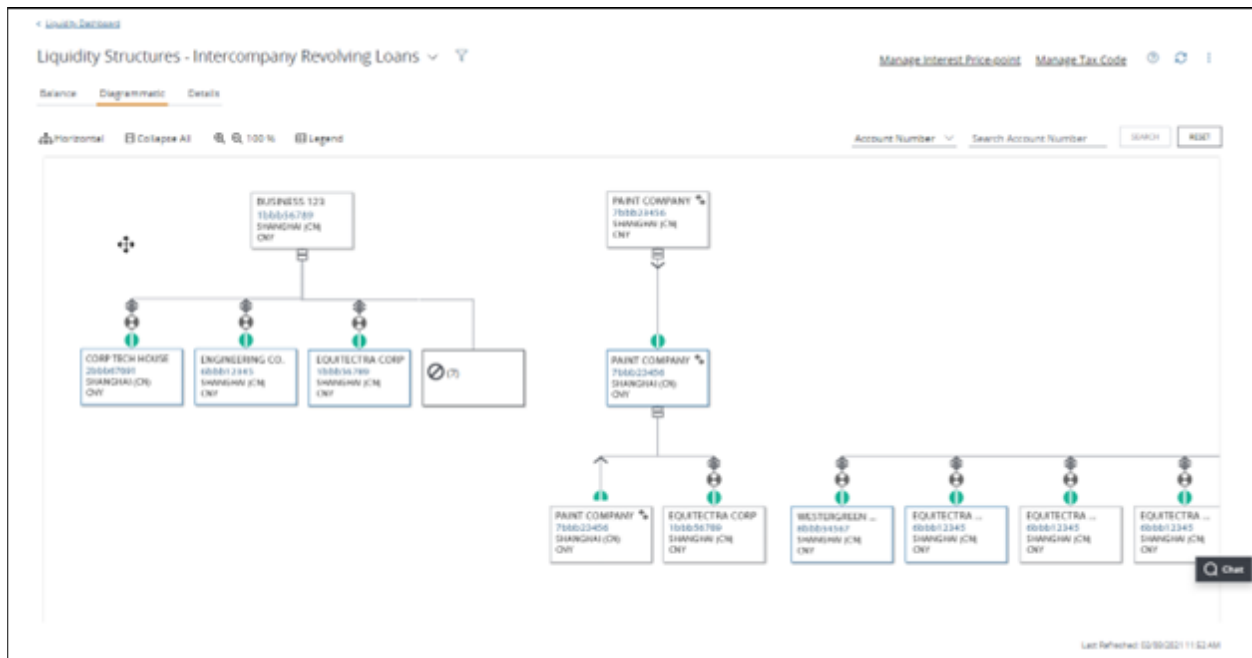
▼ LARAMINE BROTHERS LLC | 8bbb45678 | USD

Master Account Number	Master Account Name	Master Account Branch	Currency	Interest Accrued Since	Interest Accrued Period to Date	Master Earnings Accrued	Master Charges Accrued	Master Loan Position	Master Account Current Day Balance	Master Account Prior Day Balance
8bbb34567	ACCT-009bbb112233445-TITLE.1	HONG KONG (HK)	USD	--	--	0.00	0.00	(29,108.00)	20,347,406.87	20,347,406.87

Participant Account Number	Participant Account Name	Participant Account Country	Currency	Interest Accrued Since	Interest Accrued Period to Date	Participant Earnings Accrued	Participant Charges Accrued	Participant Loan Position	Participant Account Current Day Balance	Participant Account Prior Day Balance
2bbb67891	ACCT-001bbb1234567890-TITLE.1	HONG KONG	USD	07-Dec-2022	--	0.00	0.00	(19,108.00)	1,586,892.40	1,586,892.40
5bbb91234	ACCT-002bbb9876543210-TITLE1	HONG KONG	USD	06-Dec-2022	--	0.00	0.00	(10,000.00)	--	--

> 'BUSINESS 123 | 1bbb56789 | SGD

4. Click Diagrammatic.



- Use these tools to easily navigate around a diagram:

To	Use this tool
Reposition or zoom	Place and hold the cursor over the diagram—then click and drag the cursor to zoom in on and/or reposition
Change your view to a vertical display	Horizontal
Condense the diagram	Collapse All

To	Use this tool
Enlarge or shrink a diagram	100 %
Minimize/Maximize a structure	<p>Click the minus (-) sign to minimize. Click the plus (+) sign to maximize.</p>
Display a description of screen icons	Legend

- To search by legal entity:
 - Click the dropdown arrow in the search field and click **Legal Entity**—then enter a name in the Search Legal Entity field.
 - Click **Search**.
- To search by account number:
 - Click the dropdown arrow in the search field and click **Account Number**—then enter a name in the Search Account Number field.
 - Click **Search**.

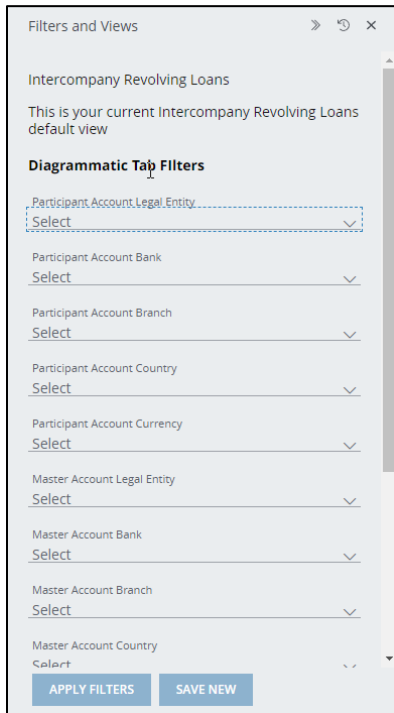
5. To view more loan details—select an account number.

The screenshot shows the 'Liquidity Structures - Intercompany Revolving Loans' interface. At the top, there are tabs for 'Search', 'Diagrammatic', and 'Details'. Below the tabs, there are search filters for 'Account Number' and 'Search Account Number'. The main area displays a hierarchical diagram of legal entities. A central panel is open for 'FOOD BEV CORP' (SHANGHAI, CN), showing the following details:

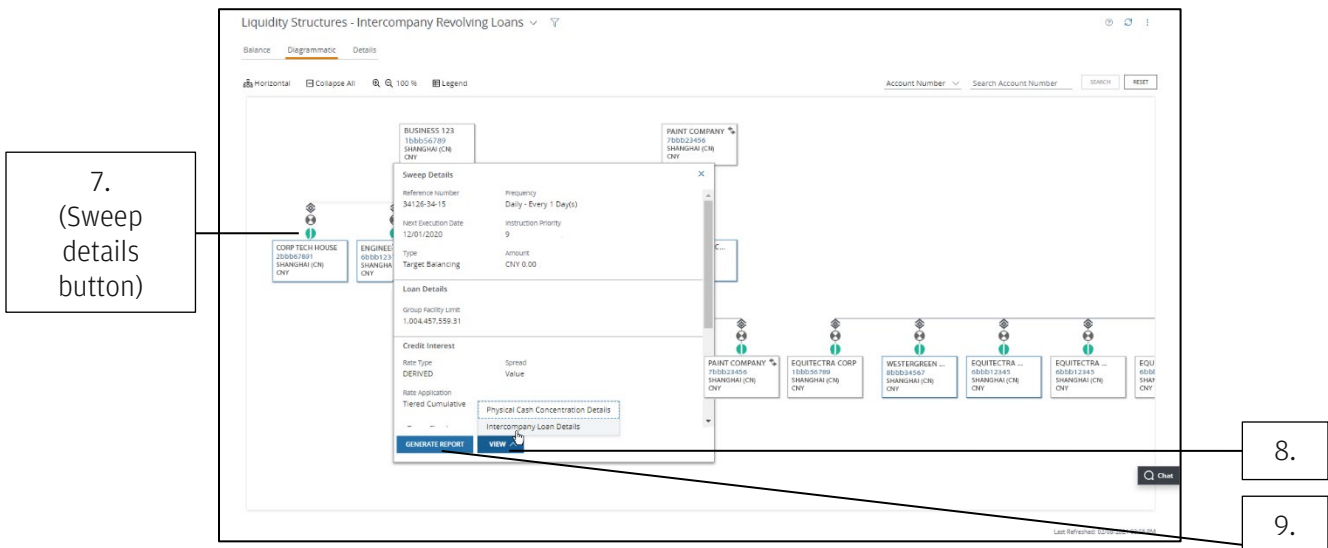
Account Number	486812345
Search	SHANGHAI (CN)
Current	CNY
Current Available Balance	0.00
Opening Under Balance	0.00
Loan Details	
Interest Accrued since last interest posting (11/29/2020)	1,092.08
Intercompany Position With	
Legal Entity	Loan Position
1. Laxarosa Brothers LLC	3,517,277.84

Other entities visible in the diagram include BUSINESS 123, FOOD HOUSE, ENGINEERING CO., EQUATECTRA CORP, WESTLINGEN, and EQUATECTRA.

6. To find more specific loan information, click the Filter icon.



- a. Click the dropdown arrow to filter by specific categories.
- b. Click **Apply Filters**—to begin the search immediately.
- c. To apply the custom filter for future use—click **Save New**.
 - Enter a View Name.
 - Click **Save**.

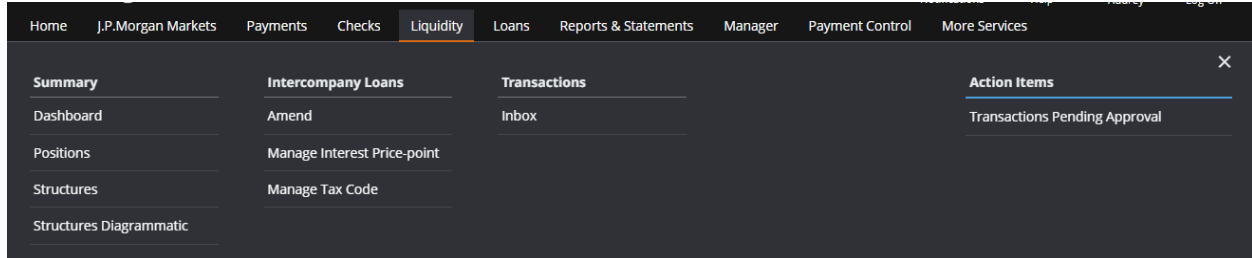


7. Click the loan’s sweep details button.

- 8. Click View—then select Intercompany Loan Details from the dropdown arrow.**
- 9. To generate a report of the loan detail, click the Generate Report icon and follow the steps below:**
 - a. Click the Report Name dropdown arrow and select a name.
 - b. Click the Report Format dropdown arrow—then select Adobe® PDF, Excel® or CSV format.
 - c. Click the From and To calendar icons in the Date Range section to specify report dates.
 - d. Click **Run**.
- 10. Click Close.**

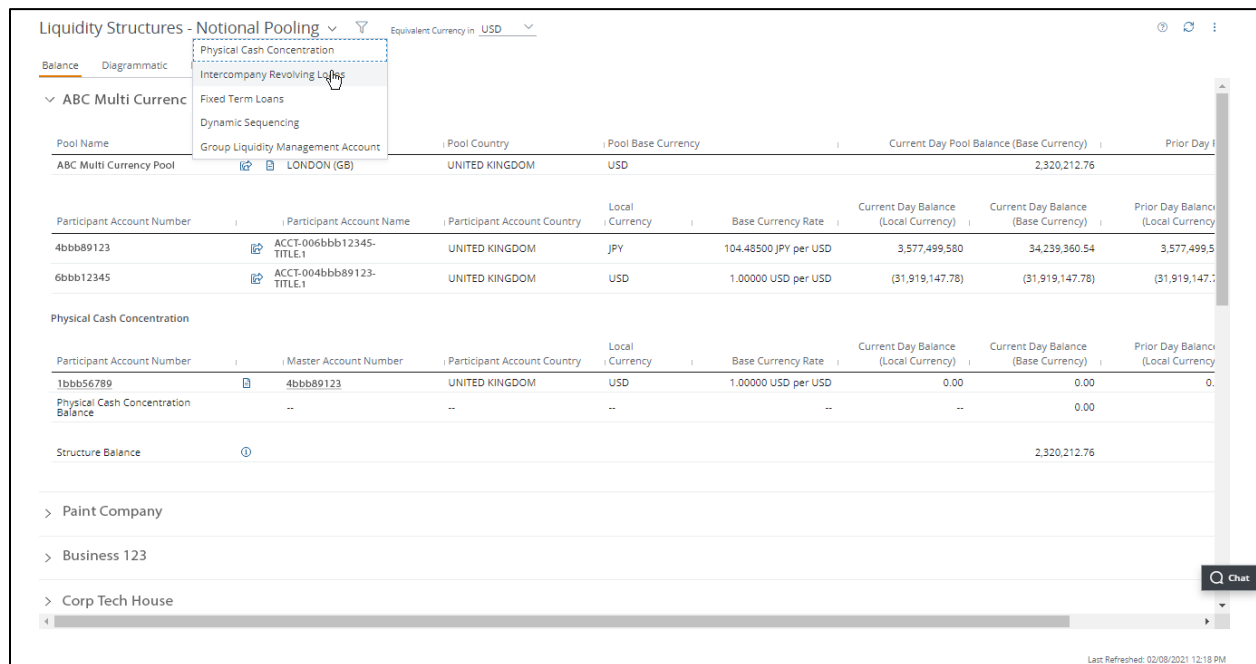
Display details of intercompany loans and related accounts

View balance and transaction details for your revolving loans and their linked master and participant accounts. Display intercompany loan details on the Liquidity menu—from Structures or the Liquidity Dashboard.



1. Click Liquidity.

2. Click Structures under Summary.



3. Click the Liquidity Structures product dropdown arrow—then click Intercompany Revolving Loans.

You can also navigate from the Dashboard on the Liquidity menu.

- Click Liquidity.
- Click Dashboard under Summary.

- Click **View All** for Intercompany Loans in the Liquidity Structures section.

4. Click Details.

Participant Account Number	Master Account Number	Participant Legal Entity	Participant Account Name	Master Legal Entity	Master Account Name
8bbb34567	8bbb45678	LARAMINE BROTHERS LLC	ACCT-001bbb1234547894-TITLE1	LARAMINE BROTHERS LLC	ACCT-009bbb112233445-TITLE 1
2bbb67891	1bbb56789	BUSINESS 123	ACCT-002bbb9876543210-TITLE1	BUSINESS 123	ACCT-001bbb1234567890-TITLE.1

5. Select a participant account number or a master account number to display more details.

6. To find more specific loan information, click the Filter icon.

- Click the Filter 1 dropdown arrow and select a filter category.
 - Click the Filter 2 dropdown arrow—then select an additional filter. (The available filters correlate to your first filter selection.)
- Click **Edit** to filter specific columns—such as the participant account number column and master account number column.
 - Click **Apply Filters**—to begin the search immediately.
 - To apply the custom filter for future use—click **Save New**.
 - Enter a View Name.
 - Click **Save**.

7. To create a report of the details screen, click the Generate Report icon.

- Click the Report Name dropdown arrow and select a name.
- Click the Report Format dropdown arrow—then select Adobe® PDF, Excel® or CSV format.
- Click the From and To calendar icons in the Date Range section to specify report dates.
- Click **Run**.

Amend an Intercompany Loan

Easily modify specific terms and other details of your intercompany revolving loan—if entitled. Amend the following areas:

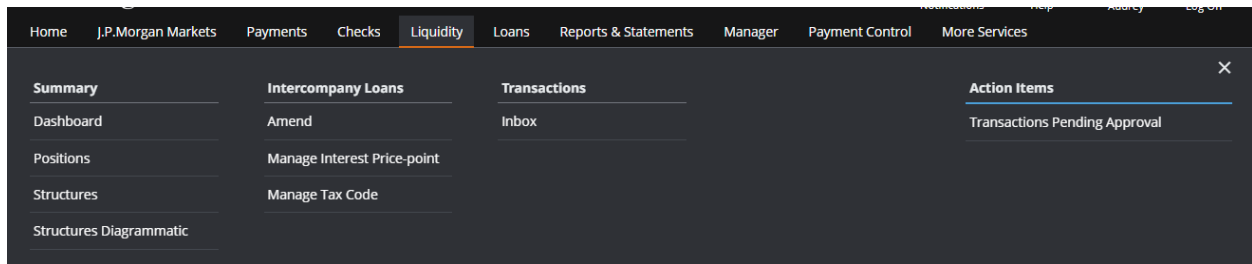
- Limit Details—Update sub-facility limits and breach warning logic.
- Loan Position Adjustment—Increase or decrease existing loan position value.

Amend interest price points and withholding tax code using the Manage Interest Price Points and Manage Tax Code menu options.

Select how to navigate to the Amend Intercompany Loan page to begin amending a revolving loan:

- Amend Intercompany Loans.
- Balance or Details view of an intercompany loan.

You can also navigate using the [Diagrammatic view of an intercompany loan](#).



1. Click Liquidity.

2. Click Amend under Intercompany Loans.

Liquidity Structures - Intercompany Revolving Loans 1 Filter(s) Applied

Balance Diagrammatic **Details**

Participant Account Number	Master Account Number	Participant Legal Entity	Participant Account Name	Master Legal Entity	Master Account Name
8bbb34567	8bbb45678	LARAMINE BROTHERS LLC	ACCT-001bbb1234547894-TITLE1	LARAMINE BROTHERS LLC	ACCT-009bbb112233445-TITLE 1
2bbb67891	1bbb56789	BUSINESS 123	ACCT-002bbb9876543210-TITLE1	BUSINESS 123	ACCT-001bbb1234567890-TITLE.1

3.
(Amend Loan icon)

You can also navigate from the Balance or Details view.

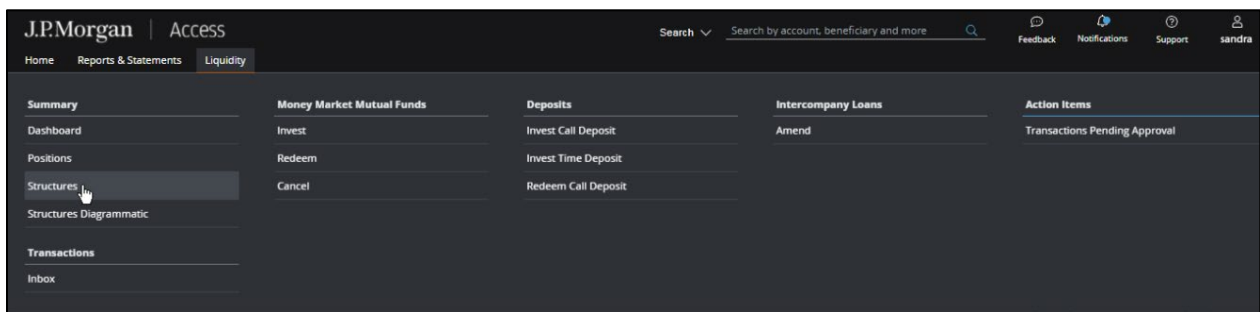
- Click **Liquidity**.
- Click **Structures** under Summary.

- Click the Liquidity Structures product dropdown arrow—then select **Intercompany Revolving Loans**.
- Click **Balance** or **Details**.

3. Click the Amend Loan icon (✎).

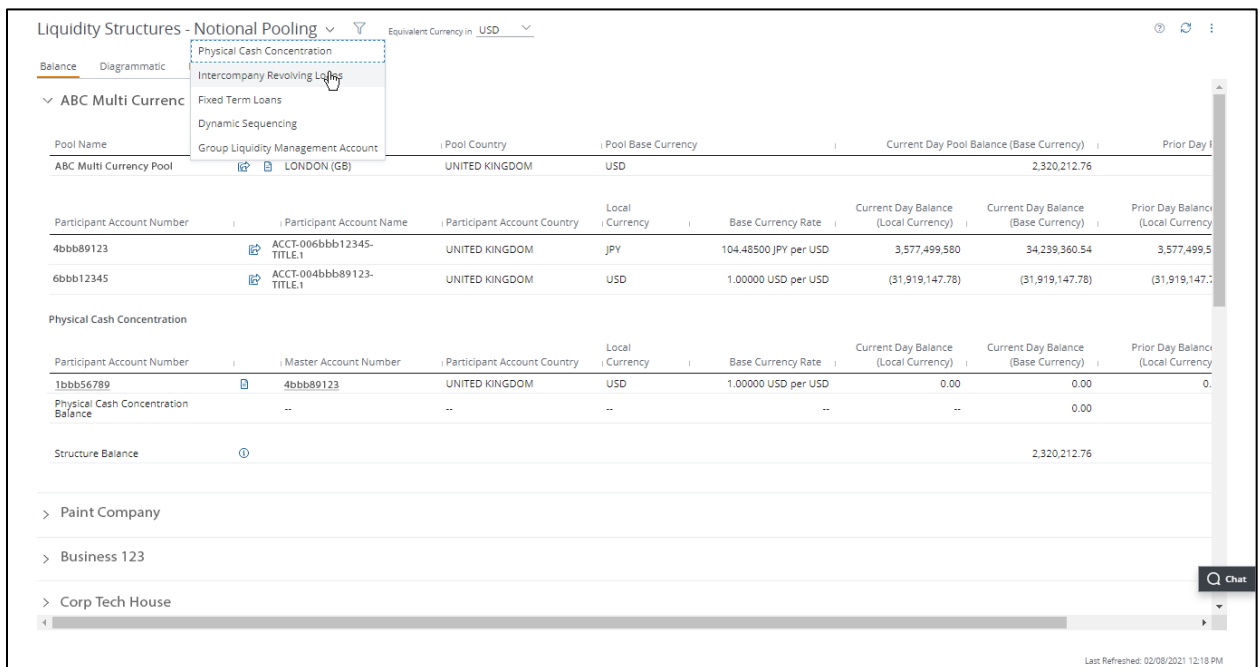
Amend Intercompany Loans from the Diagrammatic view

If on a Diagrammatic view, follow these steps to amend an intercompany loan.



1. Click Liquidity.

2. Click Structures under Summary.



3. Click the Liquidity Structures product dropdown arrow—then select Intercompany Revolving Loans.

4. Click Diagrammatic.

5. (Sweep details button)

6.

5. Click the loan’s sweep details button—immediately above its account identification box.

6. Click View—then select Intercompany Loan Details from the menu.

7. (Amend Loan icon)

7. Click the Amend Loan icon (✎).

Complete a transaction to amend an intercompany loan

After [navigating to the Amend Intercompany Loan page](#), follow the steps below to continue amending an intercompany loan.

Liquidity Structures - Intercompany Revolving Loans

▼ LARAMINE BROTHERS LLC | 8bbb45678 | USD

Master Account Number
6331714169

Participant Account Number
6331714185
6331714250

> BUSINESS 123 | 1bbb56789 | USD

Enter Details

Amend Intercompany Loan

Input Review Submitted

Please enter the details in all the required fields marked with an asterisk (*) for the section that is being amended.

Loan Group Id: 011bbb1234ICL_01
Intercompany Id: 011bbb1234_ICL_01_01
Reference Number: 011bbb1234_ICL_01_01_01

▼ Expand/Collapse All

> Account Details

> Loan Details

> Interest Calculation And Posting

> Interest Types Information

▼ Limit Details

Participant Limit with Master

Total Sub-Facility Limit Amount	Breach Warning %	Utilized Sub-Facility Limit Amount	Breach Action
200,000.00	70.00	15,000.00	Transfer Full Sweep Amount

▼ Loan Position Adjustment

Current Loan Position: 19,108.00
Adjustment Amount:
Increase/Decrease Position: * Select
Adjustment Effective Date: 10-Jul-2023 (DD-MMM-YYYY)

NEXT CANCEL

Note: Intercompany loan interest rate details and loan position are based on participant account perspective.

1. Enter changes as needed in the available sections—based on your entitlement.

- Limit Details: Update Amount or Breach Warning %.
- Loan Position Adjustment: Update the loan position value in Adjustment Amount field. This is an increment value that is added or removed from the existing loan position.

You must enter at least one change to advance to the next screen.

2. Click Next.

3. Review your changes for accuracy, then Submit.

- Click **Previous**—to change details of your amendments—or **Cancel**—to cancel amendments.

Liquidity Structures - Intercompany Revolving Loans

Participant Account Number

1bbb56789		
8bbb34567		
2bbb67891		
6bbb12345		
3bbb78912		
5bbb91234		
9bbb45678		
4bbb89123		
7bbb23456		
1bbb56789		
8bbb34567		
2bbb67891		
6bbb12345		
3bbb78912		
5bbb91234		
9bbb45678		
4bbb89123		
7bbb23456		
1bbb56789		
8bbb34567		
2bbb67891		
6bbb12345		
3bbb78912		

Review

Corp Tech House

Input **Review** Submitted

Loan Group Id: CorpTechHouse Intercompany Id: Corp Tech House 00 Reference Number: 183836

Expand/Collapse All

Account Details

Loan Details

Loan Position Adjustment

Updated Data	New Value	Previous Value
Adjustment Amount	250.00	--
Increase/Decrease Position	Increase	--
Adjustment Effective Date	11/30/2020	--

PREVIOUS **SUBMIT** CANCEL

Note: Intercompany loan interest rate details and loan position are based on participant account perspective.
Disclaimer: The client has taken independent tax advice on any and all tax matters related to this product, specifically with regard to inter-company interest rates and withholding rates and is satisfied that they are appropriate and accurate. The tax and interest rates are being provided to JPMorgan by the client and JPMorgan is not responsible for and does not verify the accuracy of the information provided.

4. For a record of your amendments, click one of the following:

- Print.
- Export—Download an Adobe® PDF of the screen.

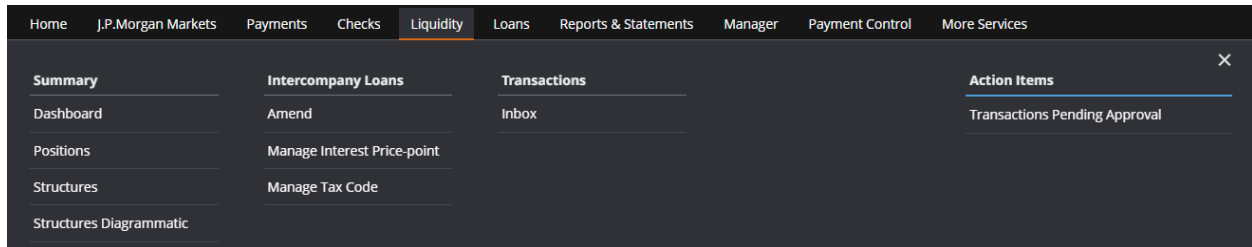
5. Click Close.

Manage intercompany loan price-points

An intercompany loan price-point defines the interest rates used in intercompany reporting. It is created at the master account entity level—and can only be shared by loans belonging to that entity.

You can view and amend the associated details—if you are entitled.

Follow these steps to navigate to your interest price-point information.



1. [Click Liquidity.](#)
2. [Click Manage Interest Price-point under Intercompany Loans.](#)

View and amend intercompany loan interest price-points

Follow these steps to view and amend your intercompany loan price-points—if entitled.

Intercompany Interest Price-points ⓘ ↻ ⋮

Select an Interest Price-point to view or amend.

Name	Type	Legal Entity	Currency	Tier Type	Base Rate Name	Spread/Fixed Rate (%)	Minimum Interest Rate (%)	Maximum Interest Rate (%)
<input type="radio"/> 1230456	Credit	BUSINESS 123	USD	Level	FIXED RATE	--	--	--
<input type="radio"/> 4560321	Credit	LARAMINE BROTHERS LLC	USD	Level	FIXED RATE	--	--	--
<input type="radio"/> 4560321	Debit	LARAMINE BROTHERS LLC	USD	Level	NEW UAT USD RC ALL	--	--	--
<input type="radio"/> 9871654	Credit	LARAMINE BROTHERS LLC	USD	Level	FIXED RATE	--	--	--
<input checked="" type="radio"/> 9870654	Debit	LARAMINE BROTHERS LLC	USD	Level	NEW UAT USD RC ALL	--	--	--
<input type="radio"/> 8529630	⚠ Credit	LARAMINE BROTHERS LLC	USD	Level	IBDD JPMIR	--	--	--
<input type="radio"/> 8529630	Debit	LARAMINE BROTHERS LLC	USD	Level	NEW UAT USD RC ALL	--	--	--
<input type="radio"/> TEST	Debit	LARAMINE BROTHERS LLC	USD	Level	NEW UAT USD RC ALL	--	--	--

Last Refreshed: 03-Jul-2023 02:35 PM

Disclaimer: The client has taken independent tax advice on any and all tax matters related to this product, specifically with regard to intercompany interest rates and withholding rates and is satisfied that they are appropriate and accurate. The tax and interest rates are being provided to J.P.Morgan by the client and J.P.Morgan is not responsible for and [More...](#)

1.

Click the up/down arrows in each header column to organize the data.

Tip: To get a copy of a page, click the Utilities menu (⋮) in the top-right corner, then select **Print** or **Export to PDF**.

1. **Select an interest price-point Name.**
2. **Click View to display details of the selected loan and its price-points.**

Intercompany Interest Price-point Details

Name
9870654

Branch
All

Associated Loans
2

Pricing From
29-Nov-2022

Currency
USD

Negative Rate Treatment
Yes

Pricing To
..

Tier Type

Legal Entity
LARAMINE BROTHERS LLC

Type
Debit Interest

Tier	Base Rate Name	Spread/Fixed Rate (%)	Amount From	Amount To	Minimum Interest Rate (%)	Maximum Interest Rate (%)
Tier 1	NEW UAT USD RC ALL	--	0.00	999,999,999,999.99	--	--

∨ Associated Loans

Master Account Number	Participant Account Number	Master Account Branch	Participant Account Branch	Amend Entitlement to Master Account	Approve Entitlement to Master Account	Master Account Legal Entity	Participant Account Legal Entity	Currency	Intercompany ID
8bbb34567	2bbb67891	HONG KONG (HK)	HONG KONG (HK)	Yes	Yes	LARAMINE BROTHERS LLC	LARAMINE BROTHERS LLC	USD	0186764441_JCL_
XXXXXX6210	XXXXXX5414	HONG KONG (HK)	HONG KONG (HK)	No	No	LARAMINE BROTHERS LLC	LARAMINE BROTHERS LLC	USD	0186764441_J

AMEND CLOSE

Last Refreshed: 20-Jun-2023 02:06 PM

Disclaimer: The client has taken independent tax advice on any and all tax matters related to this product, specifically with regard to intercompany interest rates and withholding rates and is satisfied that they are appropriate and accurate. The tax and interest rates are being provided to J.P.Morgan by the client and J.P.Morgan is not responsible for and [More...](#)

a. Click the Associated Loans dropdown arrow to view a loan connected to a price-point.

You must be entitled to all applicable loans to amend the price point. Amend Entitlement fields indicate entitlement status.

3. Click Amend.

Enter Details

Input
Review
Submitted

Amend Intercompany Interest Price-point

Required fields are marked with an asterisk (*) and must be filled to complete the form.

Price-point

Name * 9870654	Legal Entity LARAMINE BROTHERS LLC	Type Debit Interest	Branch All
Currency USD	Associated Loans 1	Tier Type * ⓘ Level	Negative Rate Treatment * ⓘ Yes

Tier	Base Rate Name *	Spread/Fixed Rate (%)	Amount From	Amount To *	Minimum Interest Rate (%)	Maximum Interest Rate (%)
Tier 1	NEW UAT USD RC ALL		0.00	999,999,999,999.99		

ADD TIER
DELETE LAST TIER

Pricing From *
03-Jul-2023
(DD-MMM-YYYY)

Associated Loans

NEXT
CANCEL

Last Refreshed: 03-Jul-2023 02:35 PM

Disclaimer: The client has taken independent tax advice on any and all tax matters related to this product, specifically with regard to intercompany interest rates and withholding rates and is satisfied that they are appropriate and accurate. The tax and interest rates are being provided to J.P.Morgan by the client and J.P.Morgan is not responsible for and [More...](#)

4. Amend or change any of the following price-point details:

Fields displaying an asterisk (*) are required.

- Tier Type—Select **Banded**, **Level** or **Single** from the dropdown.
- Negative Rate Treatment—Select **Yes**, **No** or **Block Margin** from the dropdown.
 - Negative Rate Treatment defines changes to the final effective rate if it goes negative.
 - Select the information icon to learn more about each selection.
- Base Rate Name—Select **Fixed** or an existing base rate name for that tier from the dropdown.

For each Tier, enter the following information—as needed.

- Spread/Fixed Rate (%)*.
- Amount From—Non-editable. If multiple tiers are added, the amount auto-populates based on the Amount to field in the previous tier, plus 0.01.
- Amount To*—The last tier auto-populates with the largest value applied to your tiers.
- Minimum Interest Rate (%).
- Maximum Interest Rate (%).
- Add Tier—Add a maximum of 10 tiers.
- Delete Last Tier—Delete a tier you’ve created. The Amount To field for the previous tier will auto-populate with the amount from the deleted tier.
- Pricing From—Set a start date for price point change to be effective.

5. Click Next.

Review

Amend Intercompany Interest Price-point

Input — Review — Submitted

Price-point

● Indicates previous value

Name *	Legal Entity	Type	Branch
9870654	LARAMINE BROTHERS LLC	Debit Interest	All
Currency	Associated Loans	Tier Type ⓘ	Negative Rate Treatment ⓘ
USD	1	Single ● Level	Yes

Tier	Base Rate Name	Spread/Fixed Rate (%)	Amount From	Amount To	Minimum Interest Rate (%)	Maximum Interest Rate (%)
Tier 1	FIXED RATE UAT ● NEW UAT USD RC ALL	3.0 ● =	0.00	999,999,999,999.99	--	--

Pricing From
03-Jul-2023
● 01-Dec-2022

> Associated Loans

PREVIOUS
SUBMIT
CANCEL

Last Refreshed: 03-Jul-2023 02:40 PM

Disclaimer: The client has taken independent tax advice on any and all tax matters related to this product, specifically with regard to intercompany interest rates and withholding rates and is satisfied that they are appropriate and accurate. The tax and interest rates are being provided to J.P.Morgan by the client and J.P.Morgan is not responsible for and [More...](#)

Amended Information displays. Original price-point terms are crossed out and indicated by an orange dot.

6. Review any changes you’ve made—then click Submit.

- To make additional changes, click **Previous**.

Submit Confirmation

✓ ✓ ✓
Input Review Submitted

Amend Intercompany Interest Price-point

✓ **Your Intercompany Interest Price-point Amendment transaction has been submitted successfully.**

Please note: This transaction is pending approval(s) before it can be processed by the bank and may take up to 1 business day to go into effect.

Transaction Details

Status	Transaction Number	Submission Date and Time
Pending Approval	230703144038203137	03-Jul-2023 02:41:57 PM GMT-4:00

Price-point

● Indicates previous value

Name *	Legal Entity	Type	Branch
9870654	LARAMINE BROTHERS LLC	Debit Interest	All

Currency	Associated Loans	Tier Type ⓘ	Negative Rate Treatment ⓘ
USD	1	Single ● Level	Yes

Tier	Base Rate Name	Spread/Fixed Rate (%)	Amount From	Amount To	Minimum Interest Rate (%)	Maximum Interest Rate (%)
Tier 1	FIXED RATE UAT ● NEW UAT-USD-RC-ALL	3.0 ● --	0.00	999,999,999,999.99	--	--

PRINT
EXPORT
CLOSE

Last Refreshed: 03-Jul-2023 02:41 PM

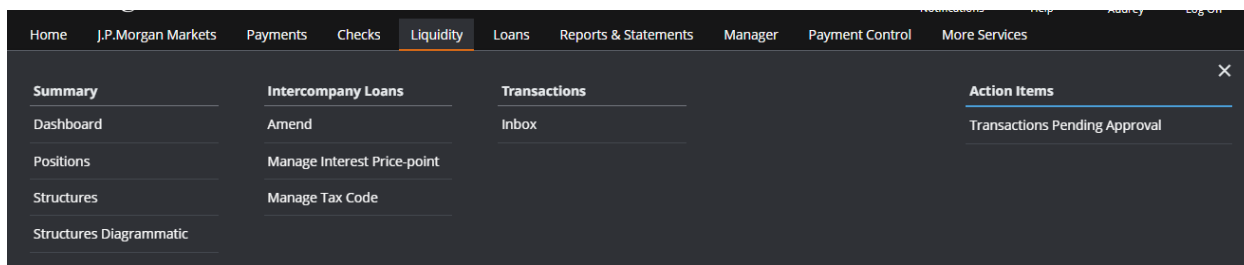
Disclaimer: The client has taken independent tax advice on any and all tax matters related to this product, specifically with regard to intercompany interest rates and withholding rates and is satisfied that they are appropriate and accurate. The tax and interest rates are being provided to J.P.Morgan by the client and J.P.Morgan is not responsible for and [More...](#)

7. Click one of the following:

- Print.
- Export—Download an Adobe PDF.
- Close.

Modify a pending price-point amendment

Make further modifications to amend an interest price-point you’ve made—while it’s still pending approval.




1. Click Liquidity.
2. Select Inbox under Transactions.

Liquidity Inbox - All Transactions

Status	Product	Transaction Type	Amount	Currency	Submission Date	Transaction Number
<input checked="" type="radio"/> Pending Approval	Intercompany Loans	Interest Price-point Amendment	--	USD	03-Jul-2023 02:41:56 PM GMT-4:00	230703144038203137
<input type="radio"/> Pending Approval	Intercompany Loans	Loan Amendment	--	USD	03-Jul-2023 02:10:39 PM GMT-4:00	230703141104203134
<input type="radio"/> Pending Approval	Intercompany Loans	Tax Code Amendment	--	ALL	21-Jun-2023 02:33:29 PM GMT-4:00	230621141802201724
<input type="radio"/> Processed by Bank	Intercompany Loans	Interest Price-point Amendment	--	EUR	21-Jun-2023 01:06:33 PM GMT-4:00	230621053900201695
<input type="radio"/> Rejected by Approver	Intercompany Loans	Loan Amendment	--	USD	21-Jun-2023 05:40:43 AM GMT-4:00	230620120807201627
<input type="radio"/> Rejected by Bank	Intercompany Loans	Loan Amendment	--	USD	05-Jun-2023 06:05:09 AM GMT-4:00	230605055805199339
<input type="radio"/> Processed by Bank	Intercompany Loans	Loan Amendment	--	USD	23-May-2023 04:54:45 AM GMT-4:00	230523045201197436
<input type="radio"/> Processed by Bank	Intercompany Loans	Loan Amendment	--	USD	23-May-2023 04:29:16 AM GMT-4:00	230523041943197432
<input type="radio"/> Rejected by Bank	Intercompany Loans	Loan Amendment	--	USD	16-May-2023 07:06:20 AM GMT-4:00	23051606590219656

Selected 1 Count: 65 Last Refreshed: 03-Jul-2023 02:47 PM

3. Select a price-point amendment that’s pending approval—then click Modify.

Tip: To get a copy of a page, click the Utilities menu () in the top-right corner, then select **Print** or **Export to PDF**.

Enter Details

Modify
Review
Submitted

Modify Intercompany Interest Price-point

Required fields are marked with an asterisk (*) and must be filled to complete the form.

Transaction Details

Status	Transaction Number	Submission Date and Time
Pending Approval	230703144038203137	03-Jul-2023 02:41:56 PM GMT-4:00

Price-point

● Indicates previous value

Name *	Legal Entity	Type	Branch
9870654	LARAMINE BROTHERS LLC	Debit Interest	All

Currency	Associated Loans	Tier Type *	Negative Rate Treatment *
USD	1	Single ● Level	Yes

Tier	Base Rate Name *	Spread/Fixed Rate (%)	Amount From	Amount To *	Minimum Interest Rate (%)	Maximum Interest Rate (%)
Tier 1	FIXED RATE UAT ● NEW UAT USD RC ALL	3.0	0.00	999,999,999,999.99		

ADD TIER
DELETE LAST TIER

Pricing From *

03-Jul-2023

(DD-MM-YYYY)

● 01-Dec-2022

Associated Loans

Master Account Number	Participant Account Number	Master Account Branch	Participant Account Branch	Amend Entitlement to Master Account	Approve Entitlement to Master Account	Master Account Legal Entity	Participant Account Legal Entity	Currency	Intercompany ID
8bbb34567	2bbb67891	HONG KONG (HK)	HONG KONG (HK)	Yes	Yes	LARAMINE BROTHERS LLC	LARAMINE BROTHERS LLC	USD	0112233445_ICL_

NEXT
CANCEL

Last Refreshed: 10-Jul-2023 10:19 AM

Disclaimer: The client has taken independent tax advice on any and all tax matters related to this product, specifically with regard to intercompany interest rates and withholding rates and is satisfied that they are appropriate and accurate. The tax and interest rates are being provided to J.P.Morgan by the client and J.P.Morgan is not responsible for and [More...](#)

Amended Information displays—and original price-point terms are crossed out.

4. Modify any of these fields:

Fields displaying an asterisk (*) are required.

- Tier Type—Select **Banded**, **Level** or **Single** from the dropdown.
- Negative Rate Treatment—Select **Yes**, **No** or **Block Margin** from the dropdown.
 - Negative Rate Treatment defines changes to the final effective rate if it goes negative.
 - Select the information icon to learn more about each selection.
- Base Rate Name— Select **Fixed** or an existing base rate name for that tier from the dropdown.

For each Tier, enter the following information—as needed.

- Spread/Fixed Rate (%)*.
- Amount From— Non-editable. If multiple tiers are added, the amount auto-populates based on the Amount to field in the previous tier, plus 0.01.
- Amount To*—The last tier auto-populates with the largest value applied to your tiers.
- Add Tier—Add a maximum of 10 tiers.
- Delete Last Tier—Delete a tier you’ve created. The Amount To field for the previous tier will auto-populate with the amount from the deleted tier.
- Pricing From—Set a start date for price point change to be effective.

5. Click Next.

Review

✓ ● ○
Modify Review Submitted

Modify Intercompany Interest Price-point

Transaction Details

Status	Transaction Number	Submission Date and Time
Pending Approval	230703144038203137	03-Jul-2023 02:41:56 PM GMT-4:00

Price-point

● Indicates previous value

Name	Legal Entity	Type	Branch
9870654	LARAMINE BROTHERS LLC	Debit Interest	All
Currency	Associated Loans	Tier Type ⓘ	Negative Rate Treatment ⓘ
USD	1	Single ● Level	Yes

Tier	Base Rate Name	Spread/Fixed Rate (%)	Amount From	Amount To	Minimum Interest Rate (%)	Maximum Interest Rate (%)
Tier 1	FIXED RATE UAT ● NEW UAT-USD-RC-ALL	3.0 ● --	0.00	999,999,999,999.99	--	--

Pricing From

05-Jul-2023
● 01-Dec-2022

∨ **Associated Loans**

Master Account Number	Participant Account Number	Master Account Branch	Participant Account Branch	Amend Entitlement to Master Account	Approve Entitlement to Master Account	Master Account Legal Entity	Participant Account Legal Entity	Currency	Intercompany ID
8bbb34567	2bbb67891	HONG KONG (HK)	HONG KONG (HK)	Yes	Yes	LARAMINE BROTHERS LLC	LARAMINE BROTHERS LLC	USD	011bbb1234_I

PREVIOUS
SUBMIT
CANCEL

Last Refreshed: 03-Jul-2023 02:52 PM

Disclaimer: The client has taken independent tax advice on any and all tax matters related to this product, specifically with regard to intercompany interest rates and withholding rates and is satisfied that they are appropriate and accurate. The tax and interest rates are being provided to J.P.Morgan by the client and J.P.Morgan is not responsible for and [More...](#)

Your original price-point amendments are crossed out—and the new modifications display.

6. Review any changes you’ve made—then click Submit.

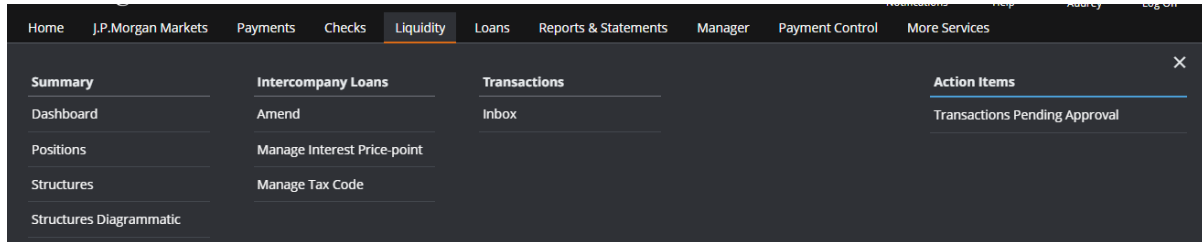
- To make additional changes, click **Previous**.

7. Click one of the following:

- **Print.**
- **Export**—Download an Adobe® PDF.
- **Close.**

Approval for an intercompany loan price-point

Follow these steps to approve an intercompany loan price-point amendment.



1. Click Liquidity.

2. Select a Transactions Pending Approval under Action Items.

The screenshot shows a table titled 'Liquidity Inbox - Transactions Pending Approval'. The table has the following columns: Status, Product, Transaction Type, Amount, Currency, Submission Date, Transaction Number, and Bank Reference Number. One row is selected, showing a 'Pending Approval' transaction for 'Intercompany Loans' with a transaction type of 'Interest Price-point Amendment'. The submission date is '21 Jun-2023 05:39:21 AM GMT-4:00' and the transaction number is '230621053900201695'. Below the table are buttons for 'VIEW', 'APPROVE', 'REJECT', 'CANCEL TRANSACTION', and 'MODIFY'. The status bar at the bottom indicates 'Selected 1', 'Count: 1', and 'Last Refreshed: 21-Jun-2023 01:01 PM'.

Status	Product	Transaction Type	Amount	Currency	Submission Date	Transaction Number	Bank Reference Number
Pending Approval	Intercompany Loans	Interest Price-point Amendment	--	EUR	21 Jun-2023 05:39:21 AM GMT-4:00	230621053900201695	--

3. Select an Interest Price-point Amendment transaction pending approval—then click Approve or Reject—as appropriate.

A Digital Signature Required box displays.

4. Enter your Access Password and Token Code—then click Submit.

A confirmation message displays.

5. Click one of the following:

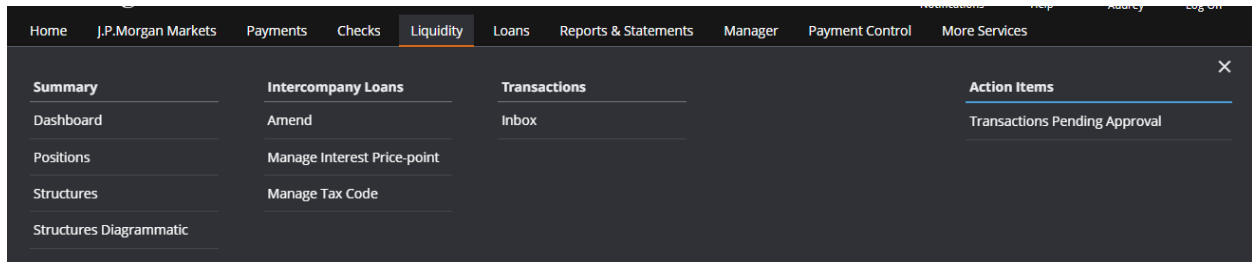
- Print.
- Export—Download an Adobe PDF.
- Close.

Manage Tax Code

View and manage your tax code parameters that Identify the type of tax on an intercompany loan transaction.

View and amend a tax code

Follow these steps to view and amend a tax code.



1. Click Liquidity,
2. Click Manage Tax Code under Intercompany Loans.

Intercompany Tax Codes 🔍 🔄 ⋮

Select a Tax Code to view or amend.

Name	Legal Entity	Tier Rate (%) on Earnings	Tier Rate (%) on Charges	Tax Effective From	Associated Loans	Upcoming Changes
<input checked="" type="radio"/> TaxPVT	LARAMINE BROTHERS LLC	10.00	5.00	07-Dec-2022	1	No
<input type="radio"/> ACCT_HK_Tax	⚠️ LARAMINE BROTHERS LLC	50.00	60.00	30-Nov-2022	2	No
<input type="radio"/> I123456	⚠️ LARAMINE BROTHERS LLC	50.00	65.00	30-Nov-2022	0	No
<input type="radio"/> TaxPVT01	LARAMINE BROTHERS LLC	60.00	70.00	30-Nov-2022	0	No
<input type="radio"/> I852963	LARAMINE BROTHERS LLC	50.00	60.00	01-Dec-2022	2	No

Last Refreshed: 10-Jul-2023 11:08 AM

VIEW AMEND

Disclaimer: The client has taken independent tax advice on any and all tax matters related to this product, specifically with regard to intercompany interest rates and withholding rates and is satisfied that they are appropriate and accurate. The tax and interest rates are being provided to J.P.Morgan by the client and J.P.Morgan is not responsible for and [More...](#)

3. Select a tax code, then click View.

Intercompany Tax Code Details

Tax Code

Name	Tier Type ⓘ	Tax Effective From	Tax Effective To
TaxPVT	Single	07/04/2022	--

Legal Entity: Non-Client - Client Access PVT IV
Currency: ALL

Tier Rate (%) on Earnings

Tier	Amount From	Amount To	Tier Rate (%)
Tier 1	0.00	999,999,999,999.00	10.00

Tier Rate (%) on Charges

Tier	Amount From	Amount To	Tier Rate (%)
Tier 1	0.00	999,999,999,999.00	10.00

Associated Loans: There are no associated loans to display.

AMEND CLOSE

Last Refreshed: 05/30/2023 04:42 PM

Disclaimer: The client has taken independent tax advice on any and all tax matters related to this product, specifically with regard to intercompany interest rates and withholding rates and is satisfied that they are appropriate and accurate. The tax and interest rates are being provided to J.P.Morgan by the client and J.P.Morgan is not responsible for and [More...](#)

4. Click Amend to make changes.

Enter Details

Amend Intercompany Tax Code

Input Review Submitted

Required fields are marked with an asterisk (*) and must be filled to complete the form.

Tax Code

Name *	Tier Type ⓘ	Requested Tax Effective From *	Legal Entity
TaxPVT	Single	05/31/2023 ⓘ <small>(MM/DD/YYYY)</small>	LARAMINE BROTHERS LLC

Currency: ALL

Tier Rate (%) on Earnings

Tier	Amount From	Amount To	Tier Rate (%)
Tier 1	0.00	999,999,999,999.00	10.00

ADD TIER DELETE LAST TIER

Tier Rate (%) on Charges

Tier	Amount From	Amount To	Tier Rate (%)
Tier 1	0.00	999,999,999,999.00	10.00

ADD TIER DELETE LAST TIER

Associated Loans: There are no associated loans to display.

NEXT CANCEL

Last Refreshed: 05/31/2023 11:51 AM

Disclaimer: The client has taken independent tax advice on any and all tax matters related to this product, specifically with regard to intercompany interest rates and withholding rates and is satisfied that they are appropriate and accurate. The tax and interest rates are being provided to J.P.Morgan by the client and J.P.Morgan is not responsible for and [More...](#)

5. Modify any of these fields:

Fields displaying an asterisk (*) are required.

- Name.
- Requested Tax Effective From date.
- Tier Rate (%) on Earnings fields:
 - Amount From–Non-editable. If multiple tiers are added, the amount auto-populates based on the Amount to field in the previous tier, plus 0.01.
 - Amount To*–The last tier auto-populates with the largest value applied to your tiers.
 - Tier Rate (%).
- Add Tier–Add a maximum of 10 tiers.
- Delete Last Tier–Delete a tier you’ve created. The Amount To field for the previous tier will auto-populate with the amount from the deleted tier.

6. Click Next to review the amended tax code.

Review

✓ — ● — ○
 Input — Review — Submitted

?

Amend Intercompany Tax Code

Tax Code

● Indicates previous value

Name TaxPVT	Tier Type ⓘ Single	Requested Tax Effective From 21-Jun-2023 ● 30-Nov-2022	Legal Entity LARAMINE BROTHERS LLC
----------------	-----------------------	--	---------------------------------------

Currency
ALL

Tier Rate (%) on Earnings

Tier	Amount From	Amount To	Tier Rate (%)
Tier 1	0.00	999,999,999,999.00	60.00

Tier Rate (%) on Charges

Tier	Amount From	Amount To	Tier Rate (%)
Tier 1	0.00	999,999,999,999.00	75.00 ● 70.00

PREVIOUS
SUBMIT
CANCEL

Last Refreshed: 21-Jun-2023 01:34 PM

Disclaimer: The client has taken independent tax advice on any and all tax matters related to this product, specifically with regard to intercompany interest rates and withholding rates and is satisfied that they are appropriate and accurate. The tax and interest rates are being provided to J.P.Morgan by the client and J.P.Morgan is not responsible for and [More...](#)

Amended Information displays—and original tax code terms are crossed out.

7. Review any changes you’ve made—then click Submit.

- To make additional changes, click **Previous**.

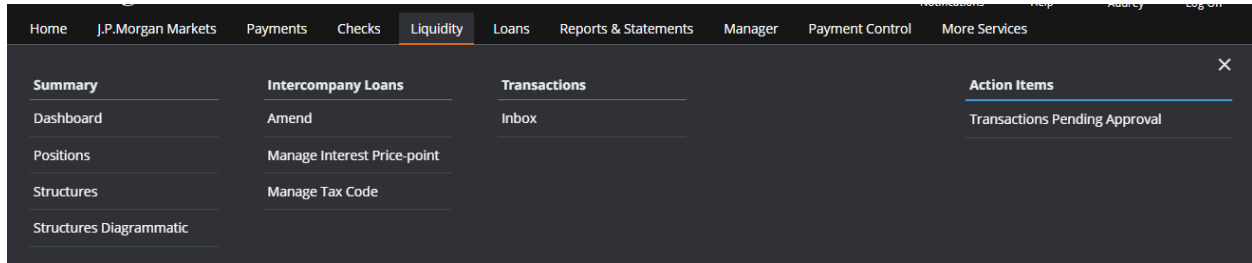
A submission confirmation displays.

8. Click one of the following:

- Print.
- Export—Download an Adobe PDF.
- Close.

Modify a pending tax code

Make further modifications to a tax code—while it’s still pending approval.



1. Click Liquidity.
2. Select Inbox under Transactions.


Liquidity Inbox - All Transactions

Status	Product	Transaction Type	Amount	Currency	Submission Date	Transaction Number
<input checked="" type="radio"/> Pending Approval	Intercompany Loans	Tax Code Amendment	--	ALL	21-Jun-2023 02:18:12 PM GMT-4:00	23062114180220172
<input type="radio"/> Processed by Bank	Intercompany Loans	Interest Price-point Amendment	--	EUR	21-Jun-2023 01:06:33 PM GMT-4:00	23062105390020169
<input type="radio"/> Rejected by Approver	Intercompany Loans	Loan Amendment	--	USD	21-Jun-2023 05:40:43 AM GMT-4:00	23062012080720162
<input type="radio"/> Rejected by Bank	Intercompany Loans	Loan Amendment	--	USD	05-Jun-2023 06:05:09 AM GMT-4:00	23060505580519933
<input type="radio"/> Processed by Bank	Intercompany Loans	Loan Amendment	--	USD	23-May-2023 04:54:45 AM GMT-4:00	23052304520119743
<input type="radio"/> Processed by Bank	Intercompany Loans	Loan Amendment	--	USD	23-May-2023 04:29:16 AM GMT-4:00	23052304194319745

VIEW APPROVE REJECT CANCEL TRANSACTION MODIFY

Selected 1 Count: 63 Last Refreshed: 21-Jun-2023 02:24 PM

3. Select a tax code amendment that’s pending approval—then click Modify.

Tip: To get a copy of a page, click the Utilities menu () in the top-right corner, then select **Print** or **Export to PDF**.

Modify

● ○ ○
 Modify Review Submitted

Modify Intercompany Tax Code

Required fields are marked with an asterisk (*) and must be filled to complete the form.

Transaction Details

Status Pending Approval	Transaction Number 230621141802201724	Submission Date and Time 21-Jun-2023 02:18:12 PM GMT-4:00
----------------------------	--	--

Tax Code

● Indicates previous value

Name * TaxPVT	Tier Type ⓘ Single	Requested Tax Effective From * 21-Jun-2023 ⓘ <small>(DD-MMM-YYYY)</small> ● 30-Nov-2022	Legal Entity LARAMINE BROTHERS LLC
------------------	-----------------------	--	---------------------------------------

Currency
ALL

Tier Rate (%) on Earnings

Tier	Amount From	Amount To	Tier Rate (%)
Tier 1	0.00	999,999,999,999.00	45.00 ● 50.00

Tier Rate (%) on Charges

Tier	Amount From	Amount To	Tier Rate (%)
Tier 1	0.00	999,999,999,999.00	65.00

∨ Associated Loans

There are no associated loans to display.

Last Refreshed: 21-Jun-2023 02:25 PM

Disclaimer: The client has taken independent tax advice on any and all tax matters related to this product, specifically with regard to intercompany interest rates and withholding rates and is satisfied that they are appropriate and accurate. The tax and interest rates are being provided to J.P.Morgan by the client and J.P.Morgan is not responsible for and [More...](#)

Amended Information displays—and original tax code terms are crossed out.

4. Modify any of these fields:

Fields displaying an asterisk (*) are required.

- Name.
- Requested Tax Effective From date.
- Tier Rate (%) on Earnings fields:
 - Amount From—Non-editable. If multiple tiers are added, the amount auto-populates based on the Amount to field in the previous tier, plus 0.01.
 - Amount To*—The last tier auto-populates with the largest value applied to your tiers.

- Tier Rate (%).
- Add Tier—Add a maximum of 10 tiers.
- Delete Last Tier—Delete a tier you’ve created. The Amount To field for the previous tier will auto-populate with the amount from the deleted tier.

5. Click Next.

Review

✓ — Review — ○

?

Amend Intercompany Tax Code

Tax Code

● Indicates previous value

Name TaxPVT	Tier Type ⓘ Single	Requested Tax Effective From 21-Jun-2023 ● 30-Nov-2022	Legal Entity LARAMINE BROTHERS LLC
----------------	-----------------------	--	---------------------------------------

Currency
ALL

Tier Rate (%) on Earnings

Tier	Amount From	Amount To	Tier Rate (%)
Tier 1	0.00	999,999,999,999.00	60.00

Tier Rate (%) on Charges

Tier	Amount From	Amount To	Tier Rate (%)
Tier 1	0.00	999,999,999,999.00	75.00 ● 70.00

PREVIOUS
SUBMIT
CANCEL

Last Refreshed: 21-Jun-2023 01:34 PM

Disclaimer: The client has taken independent tax advice on any and all tax matters related to this product, specifically with regard to intercompany interest rates and withholding rates and is satisfied that they are appropriate and accurate. The tax and interest rates are being provided to J.P.Morgan by the client and J.P.Morgan is not responsible for and [More...](#)

Your original tax code amendments are crossed out—and the new modifications display.

6. Review any changes you’ve made—then click Submit.

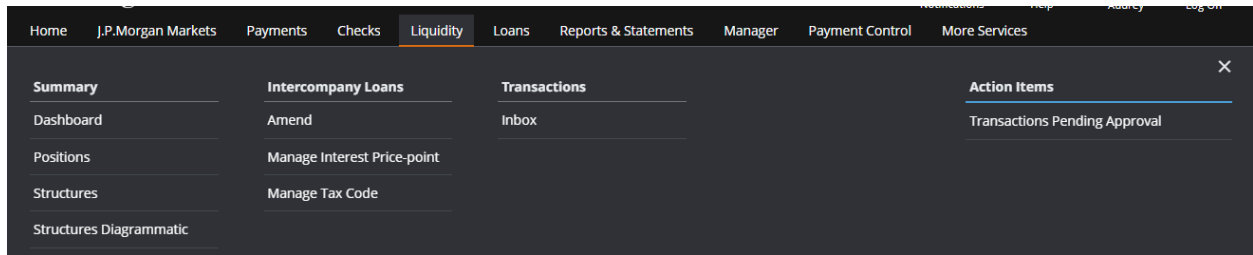
- To make additional changes, click **Previous**.
- A submission confirmation displays.

7. Click one of the following:

- **Print.**
- **Export**—Download an Adobe PDF.
- **Close.**

Approve a tax code amendment

Follow these steps to approve a tax code amendment.



1. **Click Liquidity.**
2. **Select a Transactions Pending Approval under Action Items.**
3. **Select a Tax Code Amendment transaction pending approval—then click Approve.**

A Digital Signature Required box displays

4. **Enter your Access Password and Token Code—then click Submit.**

A confirmation message displays.

5. **Click one of the following:**

- **Print.**
- **Export**—Download an Adobe PDF.
- **Close.**